

OCTOBER 1 - 3, 2024 | ZADAR CRUISE PORT

MyCYS platform – guidelines

Croatia Yacht Show



How to use MyCYS?

To make your registration process easier, we have created MyCYS.

Since this is your first time using this platform, here is a guide to make your registration smooth and easy.

Let's go to the steps!



IMPORTANT!

Participation fee – obligatory for every person, includes open bar for 3 days.

YachtFyre – scheduling app that attendees use to arrange yacht viewings & meetings in advance. Obligatory for at least one person from the company.
Have more than 12 meetings/ yacht viewings per day.

We define **participation price** of yacht per **yacht charter week price**, and not by LOA as all other yacht shows.



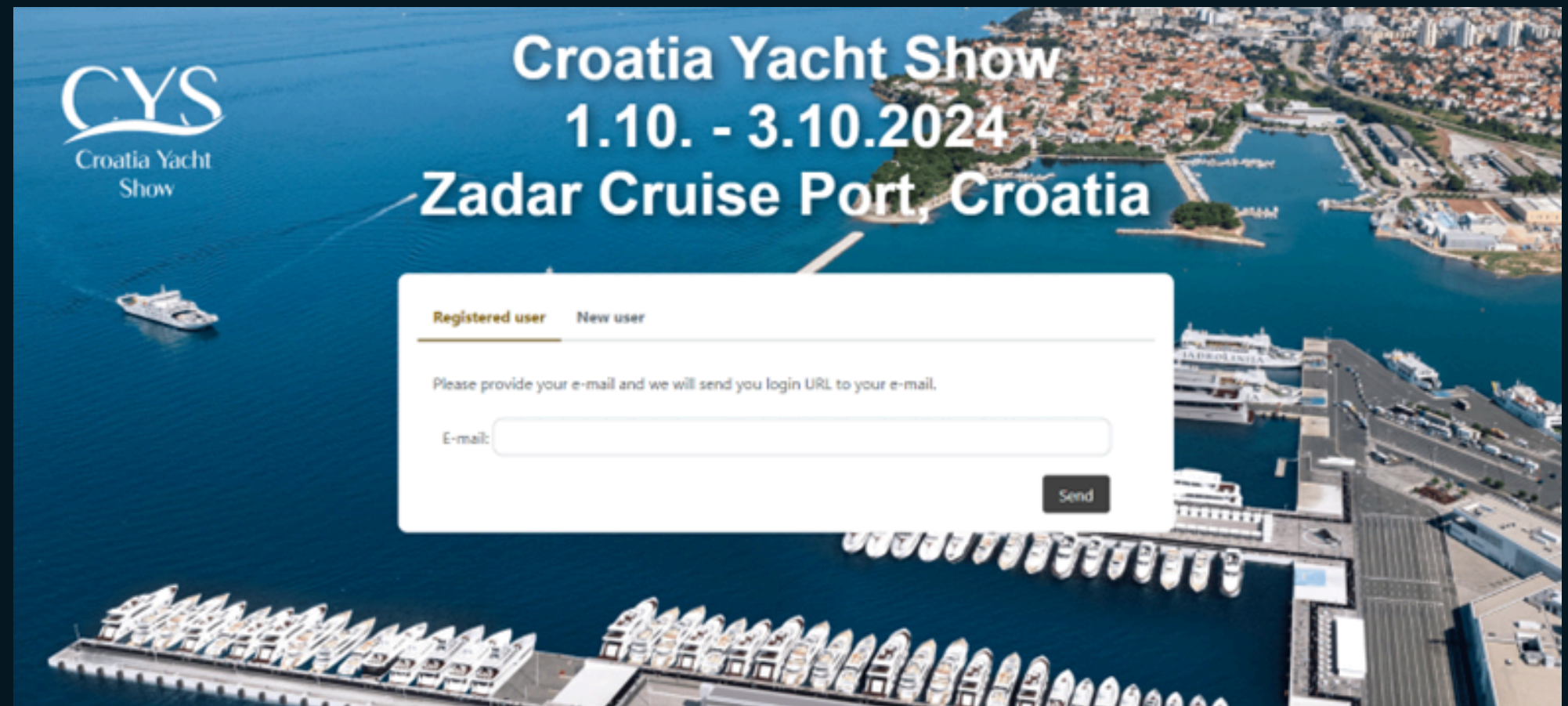
How to use MyCYS?

1. Go to <https://register.croatiayachtshow.com/CroatiaYachtShow-app/login> and you will see the home page as shown in the screenshot.

You have two options to choose from, if this is your first time, choose the **New User** option, if you have previously registered, go to the **Registered User** option.

When you enter your email as a **New User**, you'll receive an **email** with a **unique login URL**. Go to your email and **copy the URL** into your browser. Make sure to check your **spam folder**.

We recommend that you bookmark the MyCYS link for easy access to your CYS dashboard.



How to use MyCYS?

2. Next step is to choose the sector you're representing, you can choose between:

CENTRAL AGENCY

You belong in this sector if your company owns and manages charter yachts, or is a Charter Agent for yachts.

If you belong in this sector, you can participate as:

- yacht exhibitor
- booth exhibitor
- yacht & booth exhibitor
- business visitor

[CENTRAL AGENCY](#)
[GUIDELINES](#)

RETAIL BROKER

You belong in this sector if you mediate charter but don't own or manage charter yachts.

If you belong in this sector, you can participate as:

- booth exhibitor
- business visitor

[RETAIL BROKER](#)
[GUIDELINES](#)

VENDOR

You belong in this sector if your company is selling products or services to the yacht charter industry.

If you belong in this sector, you can participate as:

- booth exhibitor
- business visitor

[VENDOR](#)
[GUIDELINES](#)



Central Agency

2. The next step is to select your participation type as a Central Agency. You can choose between Yacht Exhibitor, Booth Exhibitor, Yacht & Booth Exhibitor and Business Visitor.

YACHT EXHIBITOR

BOOTH EXHIBITOR

YACHT & BOOTH
EXHIBITOR

BUSINESS VISITOR



Retail Broker

2. The next step is to select your participation type as a Retail Broker. You can choose between Booth Exhibitor and Business Visitor.

BOOTH EXHIBITOR

BUSINESS VISITOR



Supplier / Vendor

2. The next step is to select your participation type as a Retail Broker. You can choose between Booth Exhibitor and Business Visitor.

BOOTH EXHIBITOR

BUSINESS VISITOR



Yacht Exhibitor

Provide the required information about your company.

After submitting these details, you'll be taken to the dashboard and will be able to start your order.

Press the Start Here button on the pop-up after you have submitted your company details.

Follow the steps:




If you want to change your type of participation, please contact us: info@croatiayachtshow.com



Yacht Exhibitor


1. B2B Representatives – To start your order, it is important to add your company representatives. Press the Add Representative button and fill in the required information.


After submitting this option EXTRAS will appear. **YachtFyre account** is mandatory for at least one representative. Select your EXTRAS and proceed with your order.


 **B2B Representatives**


Please add representatives before proceeding to the next step.


Add Representatives +

 x x


 x

 x


 x

Remove Representatives 

Extras:

 YachtFyre Account

€ 40

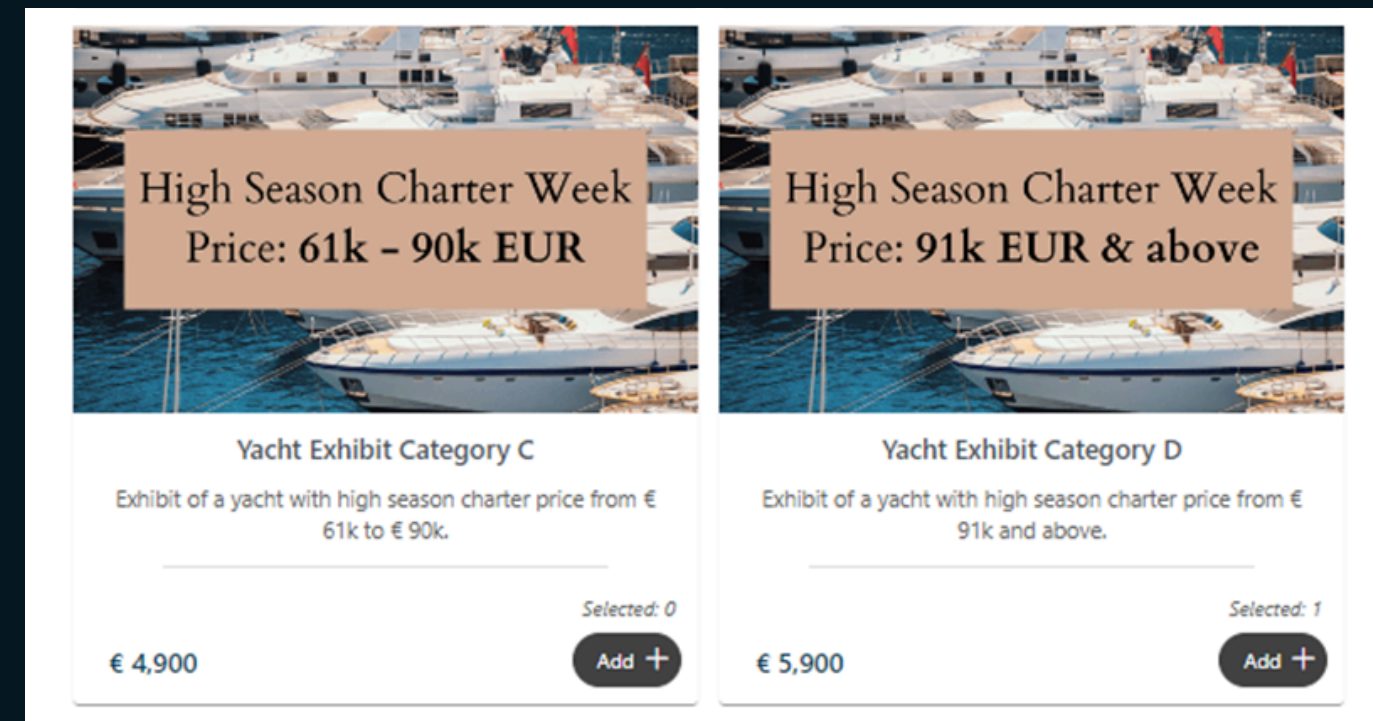
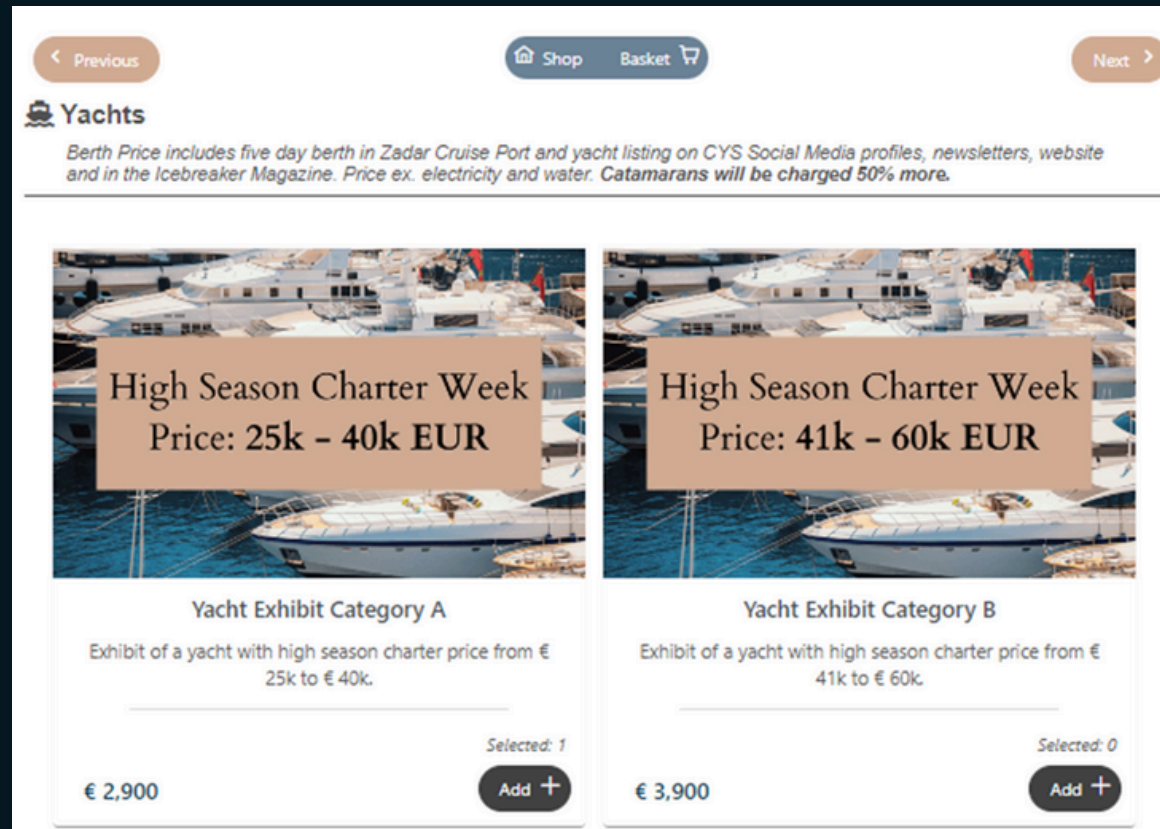


Add extras +



Yacht Exhibitor

2. Yachts – Select the yacht exhibit category or categories. You can add more than one yacht and more than one category.



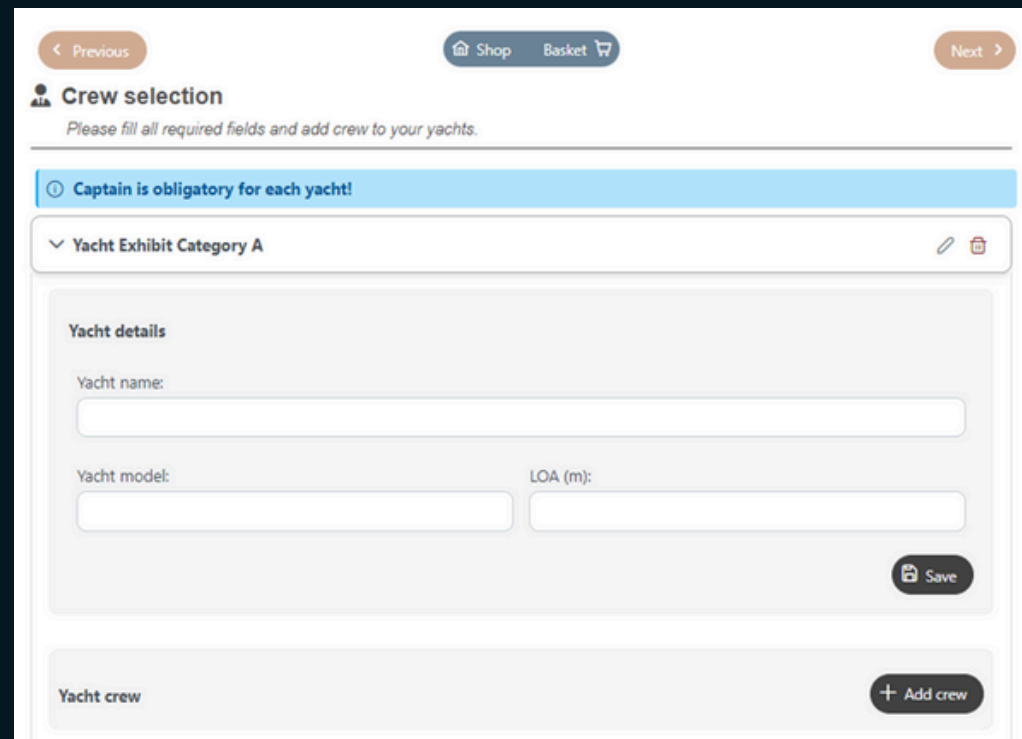
*If you have selected the wrong category or number of yachts, go to the shopping cart in the upper right corner, click on it and remove what you have accidentally added.



Yacht Exhibitor

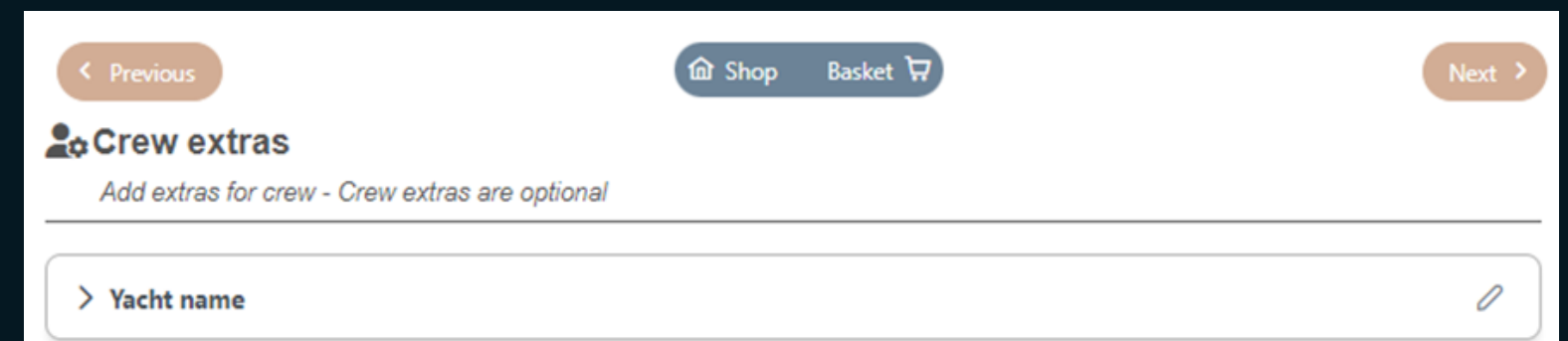
3. Crew Selection – After you've finished selecting yacht categories, you'll need to fill out information about your crew.

Captain is mandatory for each yacht. The rest of the crew is not mandatory, but you can add them as well.



The screenshot shows the 'Crew selection' form. At the top, there are navigation links: '< Previous', 'Shop Basket', and 'Next >'. Below the title 'Crew selection', a note says 'Please fill all required fields and add crew to your yachts.' A blue banner states 'Captain is obligatory for each yacht!'. A dropdown menu shows 'Yacht Exhibit Category A'. The 'Yacht details' section contains input fields for 'Yacht name', 'Yacht model', and 'LOA (m):', along with a 'Save' button. At the bottom, there is a 'Yacht crew' section with an 'Add crew' button.

4. Crew Extras – The next step is to add crew extras, which are optional.



The screenshot shows the 'Crew extras' form. At the top, there are navigation links: '< Previous', 'Shop Basket', and 'Next >'. Below the title 'Crew extras', a note says 'Add extras for crew - Crew extras are optional'. A single input field is labeled 'Yacht name' with an edit icon on the right.



Yacht Exhibitor

- 5) Company Extras – When you're done with your crew information, the next step is to add company extras. Company Extras that you can choose are full page or half page advertising options in our exclusive B2B yacht charter magazine Icebreaker. We also offer printing of business cards and business leaflets.
- 6) Overview – Your order is almost ready, review your order, read and accept our terms and conditions and submit your order.

The **participation fee is obligatory** for every company representative, except the yacht captain.

If you want to change your type of participation, please contact us: info@croatiayachtshow.com

Congratulations! Your yacht will be seen at the first Croatia Yacht Show.



Booth Exhibitor

Provide the required information about your company.

After submitting these details, you'll be taken to the dashboard and will be able to start your order.
Press the Start Here button on the pop-up after you have submitted your company details.

Follow the steps:




If you want to change your type of participation, please contact us: info@croatiayachtshow.com



Booth Exhibitor


1. B2B Representatives – To start your order, it is important to add your company representatives. Press the Add Representative button and fill in the required information.


After submitting this option EXTRAS will appear. **YachtFyre account** is **mandatory** for at least one representative. Select your EXTRAS and proceed with your order.


 **B2B Representatives**


Please add representatives before proceeding to the next step.


Add Representatives +

 x x


 x

 x


 x

Remove Representatives 

Extras:

 YachtFyre Account

€ 40





Add extras +

CYS

Booth Exhibitor

2. Booth Selection – The next step is to select your booth, you can choose between a standard booth (4m x 4m) or a custom booth.

 **Booth**
Select booth as you wish.



STANDARD BOOTH


Standard Booth

Standard Booth price includes pagoda, flooring, carpet, back wall, info desk, lighting, 1 extension cord and graphics (print and setup), company listing on CYS social media profiles, newsletter and website. You can arrange more booths connected (max. of 5 Standard Booths).

Selected: 0

€ 3,900

Add +



CUSTOM BOOTH

Custom Booth

Custom Booth can be arranged upon request.

Selected: 0

From € 3,900

Add +



Booth Exhibitor

3. Furniture – Next step is to select furniture for your booth.
4. Company Extras – When you're done with your crew information, the next step is to add company extras. Company Extras that you can choose are full page or half page advertising options in our exclusive B2B yacht charter magazine Icebreaker. We also offer printing of business cards and business leaflets.
5. Overview – Your order is almost ready, review your order, read and accept our terms and conditions and submit your order.

The **participation fee** is **obligatory** for every company representative, except the yacht captain.

If you want to change your type of participation, please contact us: info@croatiayachtshow.com
Congratulations! Your brand will be seen at the first Croatia Yacht Show.



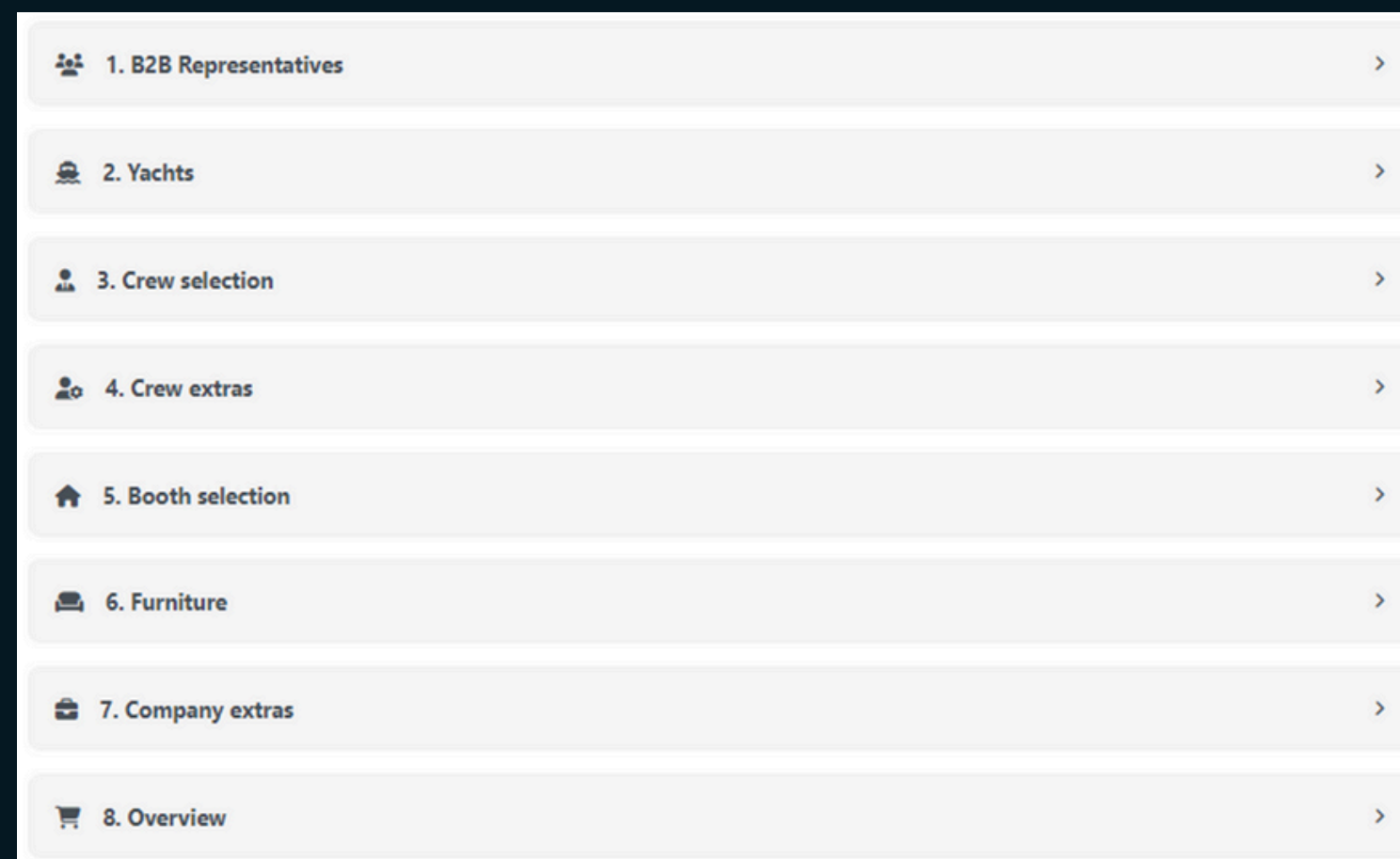
Yacht & Booth Exhibitor

Provide the required information about your company.

After submitting these details, you'll be taken to the dashboard and will be able to start your order.

Press the Start Here button on the pop-up after you have submitted your company details.

Follow the steps:



If you want to change your type of participation, please contact us: info@croatiayachtshow.com



Yacht & Booth Exhibitor

1. B2B Representatives – To start your order, it is important to add your company representatives. Press the Add Representative button and fill in the required information.

After submitting this option EXTRAS will appear. **YachtFyre account is mandatory** for at least one representative. Select your EXTRAS and proceed with your order.

B2B Representatives

Please add representatives before proceeding to the next step.

Add Representatives +

x x

x

x

x

Remove Representatives

Extras:

YachtFyre Account

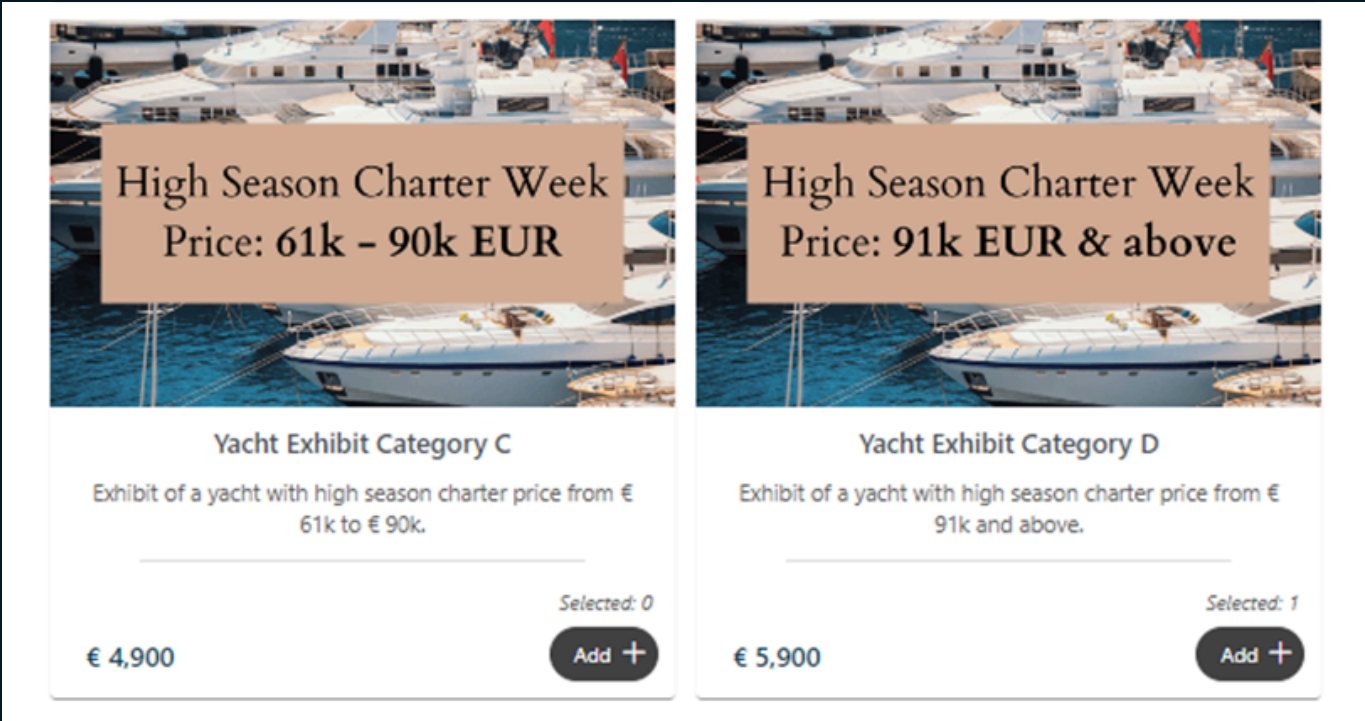
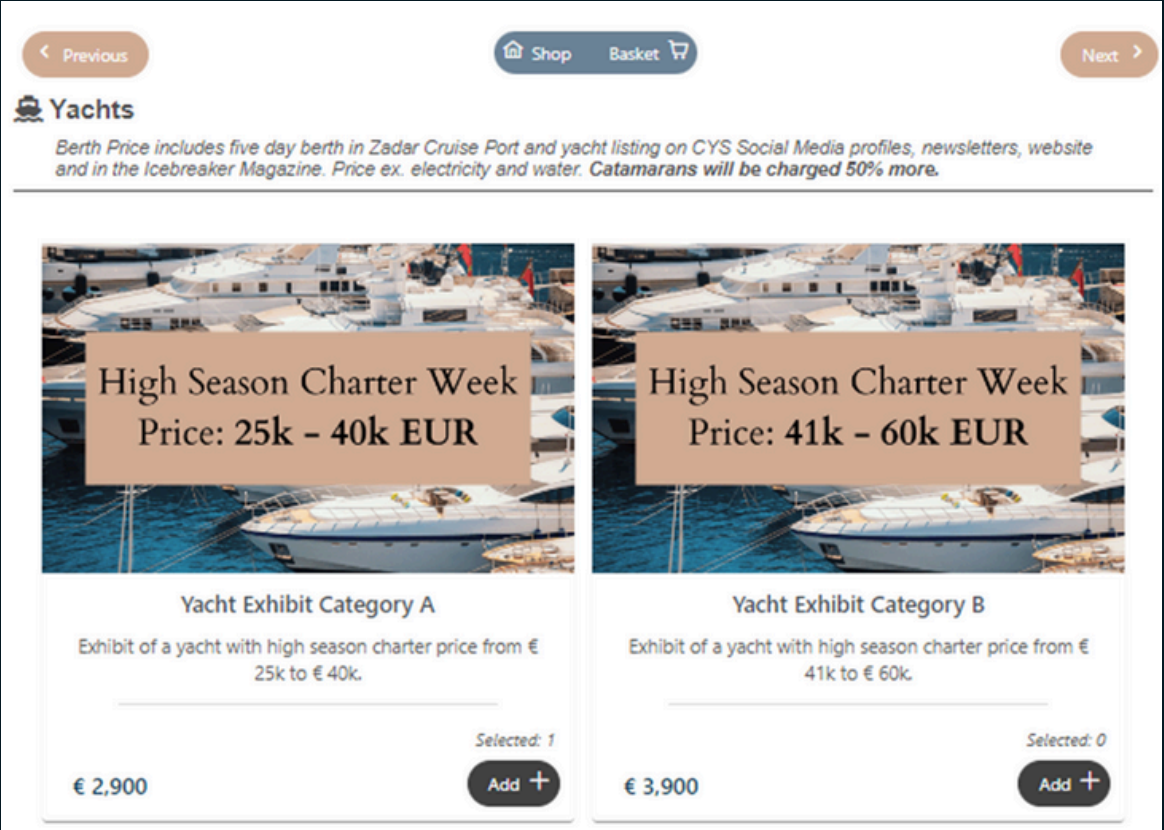
€ 40

Add extras +



Yacht & Booth Exhibitor

2. Yachts – Select the yacht exhibit category or categories. You can add more than one yacht and more than one category.



*If you have selected the wrong category or number of yachts, go to the shopping cart in the upper right corner, click on it and remove what you have accidentally added.



Yacht & Booth Exhibitor

3. Crew Selection – After you've finished selecting yacht categories, you'll need to fill out information about your crew.

Captain is mandatory for each yacht. The rest of the crew is not mandatory, but you can add them as well.

< Previous

Shop Basket

Next >

Crew selection

Please fill all required fields and add crew to your yachts.

Captain is obligatory for each yacht!

Yacht Exhibit Category A

Yacht details

Yacht name:

Yacht model:

LOA (m):

Save

Yacht crew

+ Add crew

4. Crew Extras – The next step is to add crew extras, which are optional.

< Previous

Shop Basket

Next >

Crew extras


Add extras for crew - Crew extras are optional

> Yacht name




Yacht & Booth Exhibitor

2. Booth Selection – The next step is to select your booth, you can choose between a standard booth (4m x 4m) or a custom booth.

 Booth

Select booth as you wish.



STANDARD BOOTH


Standard Booth

Standard Booth price includes pagoda, flooring, carpet, back wall, info desk, lighting, 1 extension cord and graphics (print and setup), company listing on CYS social media profiles, newsletter and website. You can arrange more booths connected (max. of 5 Standard Booths).

Selected: 0

€ 3,900

Add +



CUSTOM BOOTH

Custom Booth

Custom Booth can be arranged upon request.

Selected: 0

From € 3,900

Add +



Yacht & Booth Exhibitor

3. Furniture – Next step is to select furniture for your booth.
4. Company Extras – When you're done with your crew information, the next step is to add company extras. Company Extras that you can choose are full page or half page advertising options in our exclusive B2B yacht charter magazine Icebreaker. We also offer printing of business cards and business leaflets.
5. Overview – Your order is almost ready, review your order, read and accept our terms and conditions and submit your order.

The **participation fee** is **obligatory** for every company representative, except the yacht captain.

If you want to change your type of participation, please contact us: info@croatiayachtshow.com
Congratulations! Your brand will be seen at the first Croatia Yacht Show.




Business Visitor




Provide the required information about your company.

After submitting these details, you'll be taken to the dashboard and will be able to start your order.

Press the Start Here button on the pop-up after you have submitted your company details.

Follow the steps:



-  1. B2B Representatives >
-  2. Company extras >
-  3. Overview >

If you want to change your type of participation, please contact us: info@croatiayachtshow.com



Business Visitor

1. **B2B Representatives** – To start your order, it is important to add your company representatives. Press the **Add Representative** button and fill in the required information.

After submitting this option EXTRAS will appear. **YachtFyre account is mandatory** for at least one representative. Select your EXTRAS and proceed with your order.

B2B Representatives

Please add representatives before proceeding to the next step.

Add Representatives +

x x

x

x

x

Remove Representatives

Extras:

YachtFyre Account

€ 40

Add extras +



Business Visitor

2. Company Extras – When you're done with your crew information, the next step is to add company extras. Company Extras that you can choose are full page or half page advertising options in our exclusive B2B yacht charter magazine Icebreaker. We also offer printing of business cards and business leaflets.
3. Overview – Your order is almost ready, review your order, read and accept our terms and conditions and submit your order.

The **participation fee** is **obligatory** for every company representative, except the yacht captain.

If you want to change your type of participation, please contact us: info@croatiayachtshow.com

Congratulations! Your brand will be seen at the first Croatia Yacht Show.

